



New Salice Futura with 3 way adjustable clip

SALICE


New Salice Futura with 3 way adjustable clip

The 3 way adjustment allows to:

- align the drawers between them;
- align the drawers with the cabinet.

Features and benefits of the clip:

- **tool free** 3 way adjustment
- **patented** removal system of the drawer, **from both the front and the sides** of the drawer
- clip manufactured in **Carbon Fibre rich** material for light weight, strength and rigidity
- for all versions of **full-extension runners**



Clip assembly

Position the left and the right clip at the front of the drawer.

Fix with the screws on the bottom or on the front of the drawer as indicated in the images below.





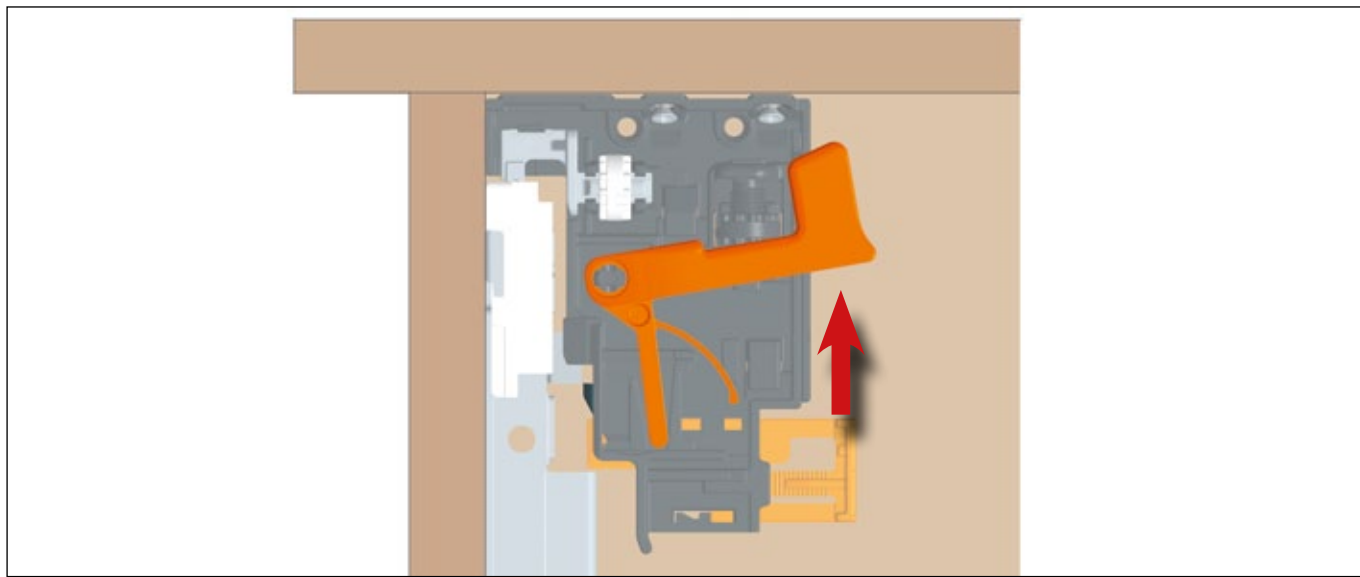
FEATURES AND BENEFITS OF THE RUNNER:

- patented clip with 3 adjustments
- tool free operation of 3 way adjustments
- the new 3 way adjustable clip is available for the runners:
 - Unica, with Smove decelerated closing and Push opening for handle-less drawers
 - Push, for handle-less furniture, with full-extension
 - Smove, decelerated closing, with full-extension
- possibility to release the clip operating from either the front or the sides
- soft close with the 52 mm stroke length Smove decelerators
- silent sliding movement of the drawer during opening and closing.
With the new Futura concealed runner the noise of the drawer during opening and closing has been completely eliminated.
The 3 runner components slide simultaneously.
- cushioned stop on pull-out
- the opening force of the drawer has been reduced
- the runners are available in lengths from 250 mm to 600 mm

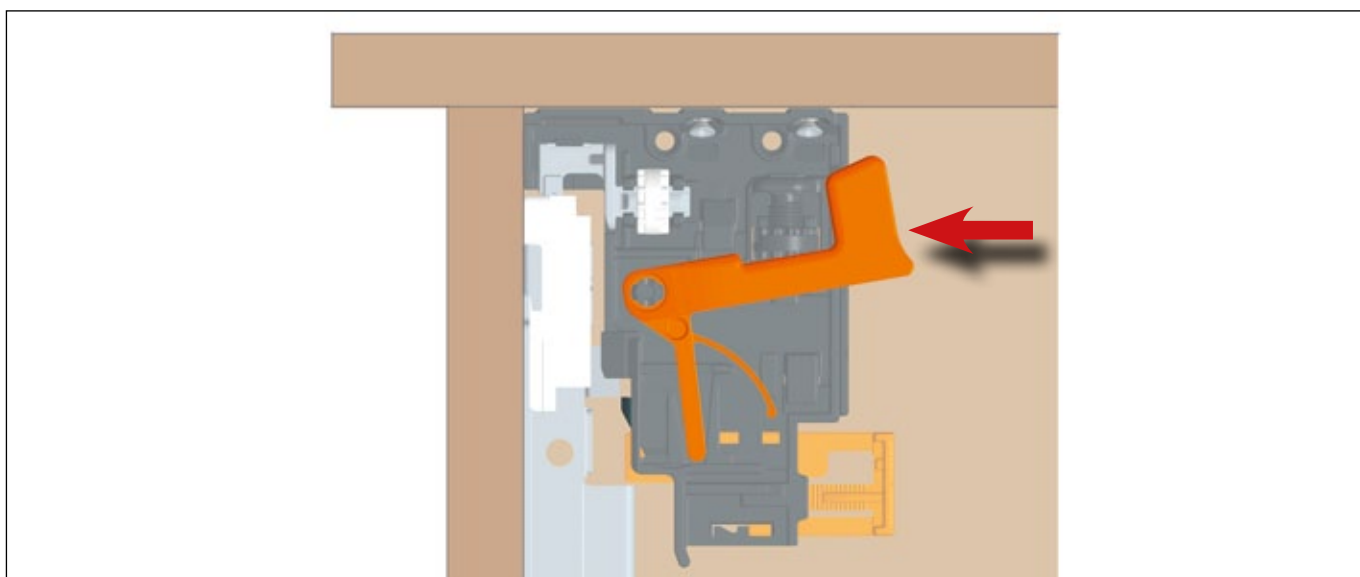
New Salice Futura with 3 way adjustable clip

With the **new patented clip system**, the drawer can be removed operating from both the **front** and the **sides**.

FRONTAL REMOVAL: position the hands under the front of the drawer and operate on the orange levers, as indicated in the drawing, sliding the drawer forward.

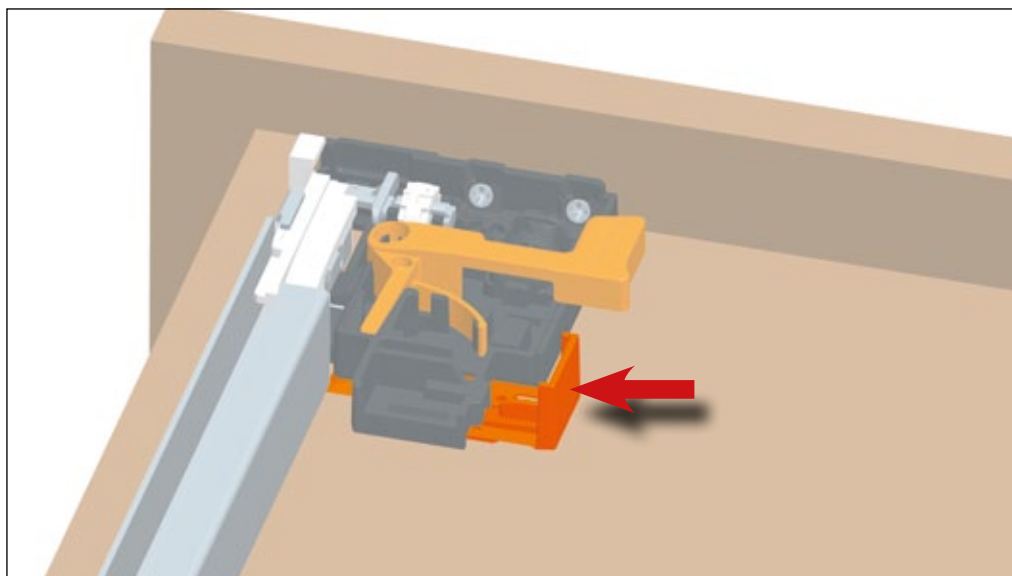
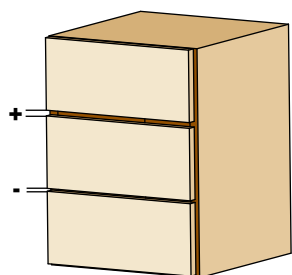


SIDE REMOVAL: position the hands under both sides of the drawer and operate on the orange levers, as indicated in the drawing, sliding the drawer forward.

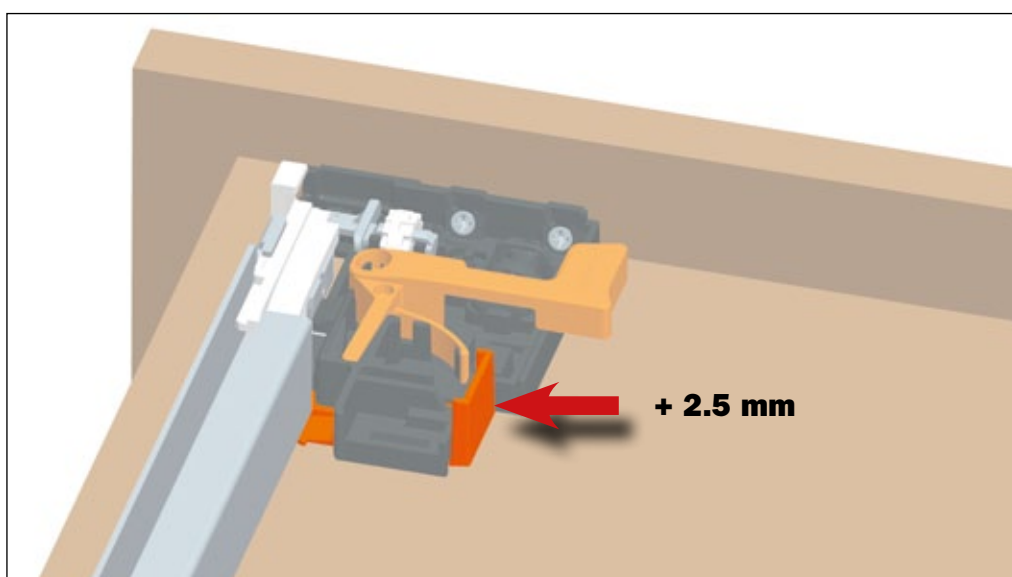
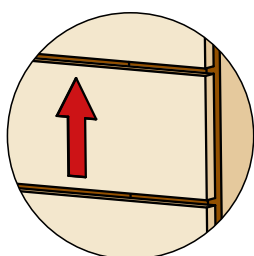
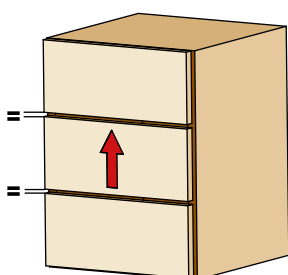


HEIGHT adjustment + 2.5 mm

Initial position of the levers for the **HEIGHT ADJUSTMENT**.



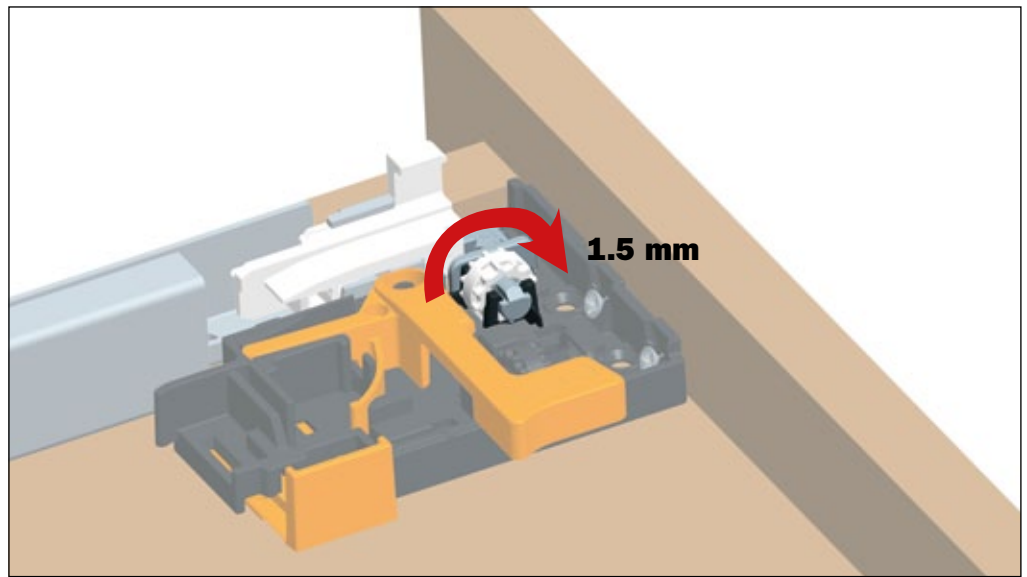
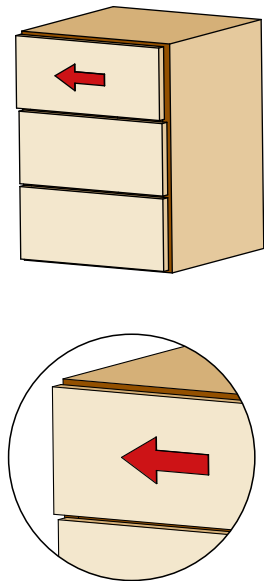
Push the lever **towards the outside of the drawer** to achieve the height adjustment.
This operation is tool free.



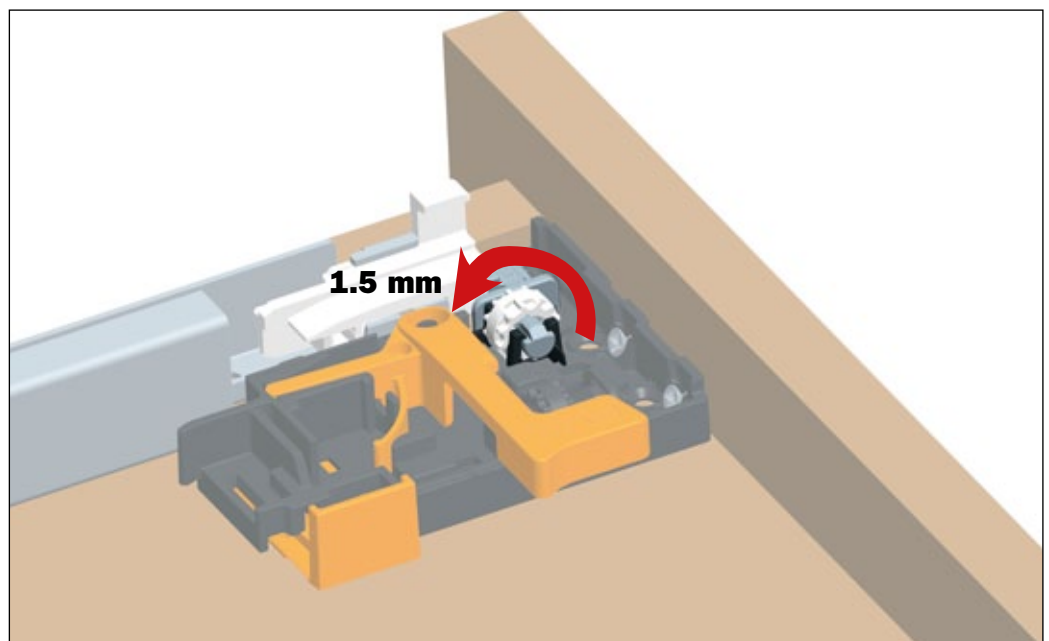
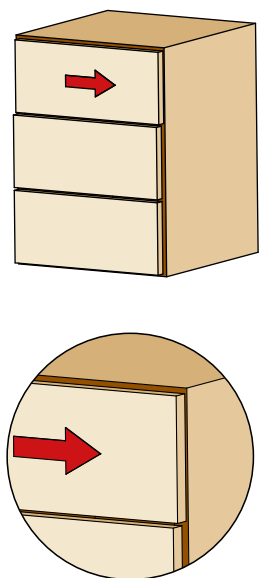
New Salice Futura with 3 way adjustable clip

SIDEWAYS adjustment **+ 1.5 mm - 1.5 mm**

Rotate the **white** wheels **towards the front of the drawer** to adjust **left**.
The clip shows the position 0.
This operation is tool free.



Rotate the **white** wheels **towards the back of the drawer** to adjust **right**.
The clip shows the position 0.
This operation is tool free.



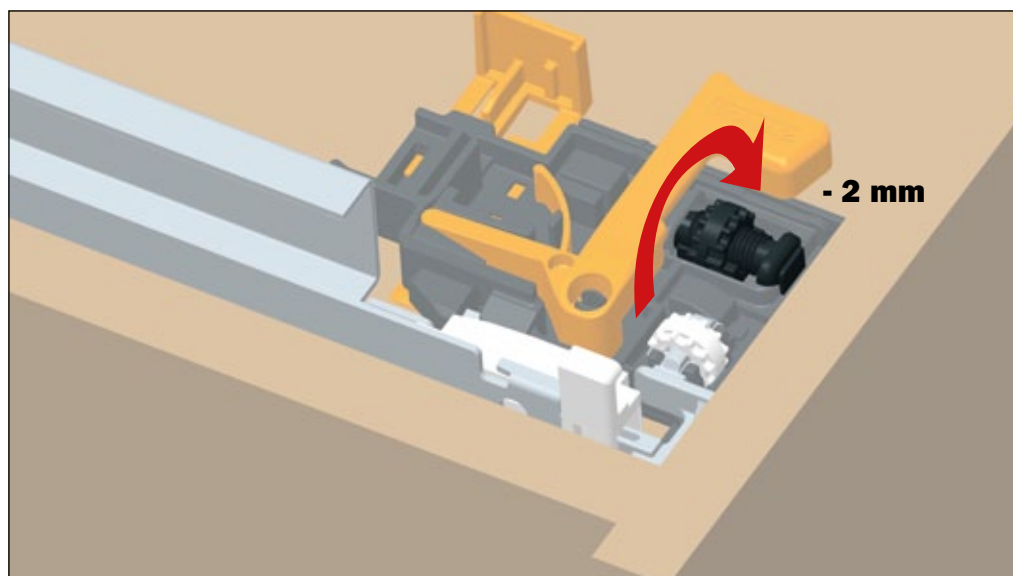
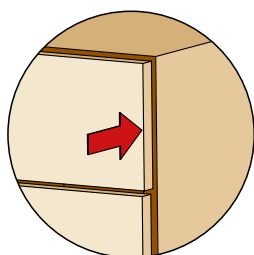

We suggest to make the sideways adjustment on both clips in the same way to keep the runners parallel and sliding.

DEPTH adjustment + 2 mm - 2 mm

Rotate the **black** wheel **towards the inside of the drawer** to **reduce** the gap between the front and the side.

The clip shows the position 0.

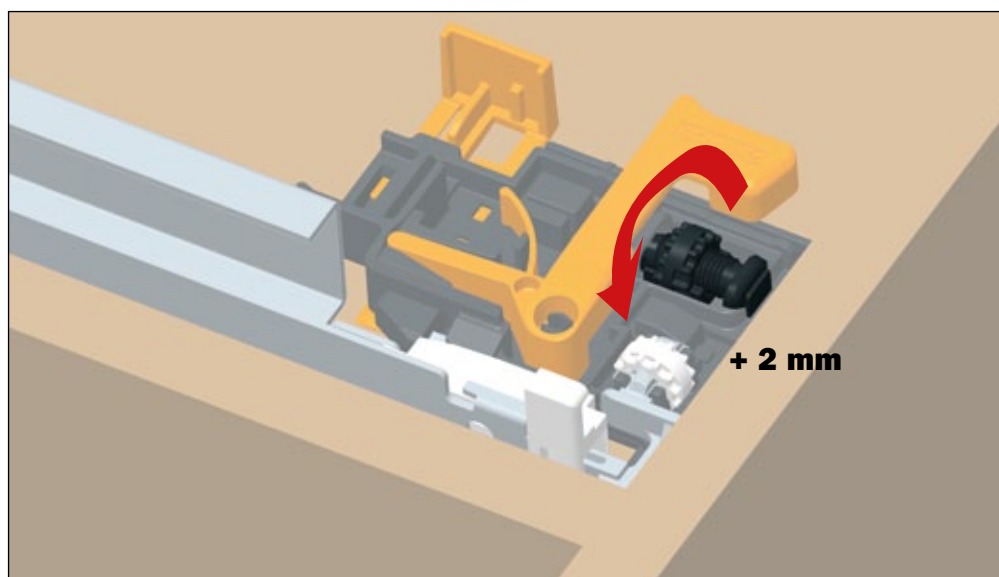
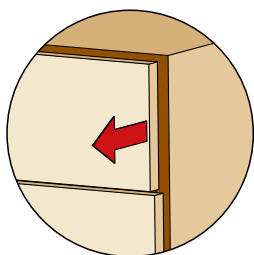

This operation is tool free.



Rotate the **black** wheel **towards the outside of the drawer** to **increase** the gap between the front and the side.

The clip shows the position 0.

This operation is tool free.



ARTURO SALICE S.p.A.

VIA PROVINCIALE NOVEDRATESE, 10
22060 NOVEDRATE (COMO) ITALIA
TEL. 031 790424
FAX 031 791508
info.salice@salice.com
www.salice.com

DEUTSCHE SALICE GMBH

RUDOLF DIESEL STR. 10
POSTFACH 1154
74382 NECKARWESTHEIM
TEL. 07133 9807-0
FAX. 07133 9807-16
info.salice@deutschesalice.de
www.deutschesalice.de

DEUTSCHE SALICE GMBH

VERKAUFSBÜRO NORD
RINGSTRASSE 36/A30 CENTER
D - 32584 LÖHNE
TEL. 05731 15608-0
FAX. 05731 15608-10
vknord@deutschesalice.de
www.deutschesalice.de

SALICE FRANCE S.A.R.L.

ROUTE DE GOA ZAC LES 3 MOULINS
06600 ANTIBES
TEL. 0493 330069
FAX. 0493 330141
info.salice@salicefrance.com
www.salicefrance.com

SALICE ESPAÑA, S.L.U.

CALLE COPÉRNICO, 11
POLÍGONO INDUSTRIAL
COLL DE LA MANYA
08403 GRANOLLERS (BARCELONA)
TEL. 938 46 88 61
FAX 938 49 11 97
info.salice@saliceespana.es
www.saliceespana.es

SALICE UK LTD.

KINGFISHER WAY
HINCHINGBROOKE BUSINESS PARK
HUNTINGDON CAMBS PE 29 6FN
TEL. 01480 413831
FAX. 01480 451489
info.salice@saliceuk.co.uk
www.saliceuk.co.uk

SALICE AMERICA INC.

2123 CROWN CENTRE DRIVE
CHARLOTTE NC. 28227
TEL. 704 8417810
FAX. 704 8417808
info.salice@saliceamerica.com
www.saliceamerica.com

SALICE CANADA INC.

4025 SLADEVIEW CRESCENT
UNIT # 7-9
MISSISSAUGA, ONTARIO L5L 5Y1
TEL. 905 8208787
FAX. 905 8207226
info.salice@salicecanada.com
www.salicecanada.com